





	Red light flashes: the capacity is 0%-9% The red light is on: the capacity is 10%-24%
	The first green light is on: the capacity is 25%-49% The first green light flashes: charging and the capacity is 0%-49%
	First two green lights are on: the capacity is 50%-74% The first green light is on and the second green light flashes : charging and the capacity is 50%-74%
	All green lights are on: the capacity is 75%-100% First two green lights are on and final green light flashes: charging and the capacity is 75%-99%
	The red light and the final green light are on: high temperature protection
	The red light and the second green light are on: low temperature protection
	The red light and the first green light are on: over-current protection

High Temperature Protection - ACTION – Allow battery to cool down

Low Temperature Protection - ACTION – Only affects charging, does not prevent battery running. Warm up battery and charge in warm place.

Overcurrent protection – ACTION – This indicates a short or fault in the controller which should be replaced. Do not use Battery until Controller has been replaced and system is restored to normal.